



INSTALLATION GUIDE



1. Browse to the link
<http://md.ecocarrier.com> or
216.94.155.227/md/S60_3RD/qiiq.sis




2. Select your phone manufacturer



3. Select your phone model



4. Click on the link to download the dialer.



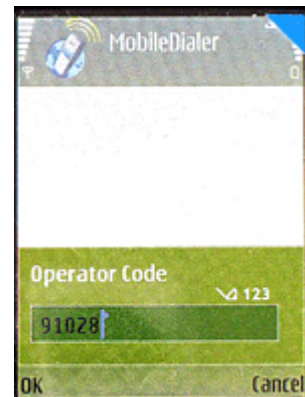
5. Follow the onscreen instruction and install it in the 'Phone memory' instead of External Memory' *



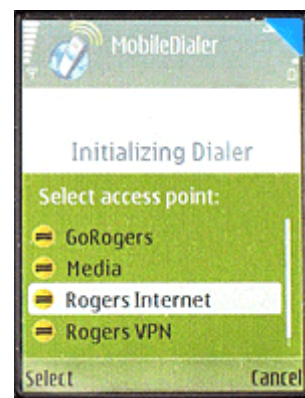
6. Open your installed Mobile Dialer from your handset's 'Installation' or 'Application' or 'My own' folder



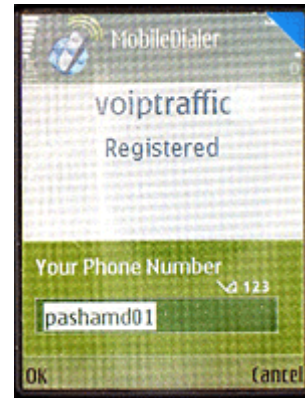
7. Type your Operator Code:
96023(for .229) or
91028(for .234).
We are using .234 only in the meantime.



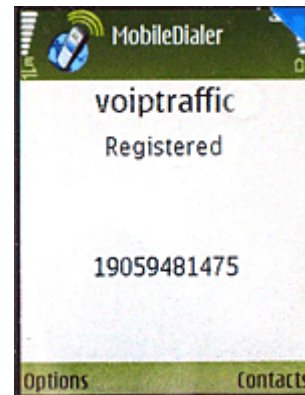
8. Then select internet connection option which may be GPRS or WiFi.



9. Then set your valid PIN, Username and Password. User name & password supplied by Eccarrier. Phone number is your Pin No.



10. Now wait for PIN registration after dialing your desired number from Mobile Dialer. You must hit "Send" from the dialer to start a call.



* if you install the mobile dialer in storage memory, then the program will request operator code, and PIN information each time for every run of the software, whereas if you install it in phone memory, it will require above information only for the first time.